


# Technical data sheet

## Cable ladder LG 110, 3 m VS FS

Item number: 6216413



Cable ladder with perforated side rail of side height 110 mm with riveted C profile rungs, open in an upwards direction.  
The cable ladder is shipped folded up.

You can find the appropriate type BS-H... clamp clip in the vertical ladder systems section.  
Magnetic shield insulation without cover 10 dB, with cover 15 dB.



**St** Steel

**FS** Strip galvanised

### Master data

Item number	6216413
Type	LG 115 VS 3 FS
Description 1	Cable ladder
Description 2	perforated, with VS rung
Manufacturer	OBO
Dimension	110x500x3000
Colour	zinc
Material	Steel
Surface	Strip galvanised
Surface standard	DIN EN 10346
Smallest sales unit	3
Unit of quantity	Metre
Weight	440.267 kg
Weight unit	kg/100 m
CO2 Footprint (GWP) Cradle-to-Gate	10,7471 kg CO2e / 1 Meter

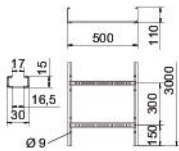
# Technical data sheet

Cable ladder LG 110, 3 m VS FS

Item number: 6216413



## Dimensions



Dimension	110x500x3000
Length	3,000 mm
Width	500 mm
Height	110 mm
Dimension B	500 mm
Rung slot dimension	16.50

## Technical data

Version of the rungs	Profile perforated
Side rail version	Flat profile
Fastening of rung	Blind riveted
Mounting system fastening type	Floor Ceiling Wall
Maintain electrical functions	no
Usable cross-section	475 cm <sup>2</sup>
Usable cross-section	47500 mm <sup>2</sup>
Rustproof steel, pickled	no
Side perforation	yes
Rung distance	300 mm
Wide-span version	no
Rail thickness	1.5 mm

# Technical data sheet

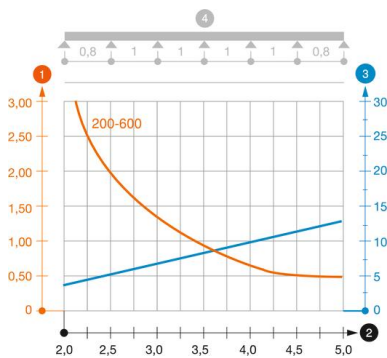
## Cable ladder LG 110, 3 m VS FS

Item number: 6216413



### Loads

Insertable support spacings, min.	2 m
Insertable support spacings, max.	6 m
Support spacing 2.0 m	3.1 kN/m
Support spacing 2.5 m	2 kN/m
Support spacing 3.0 m	1.4 kN/m
Support spacing 3.5 m	0.9 kN/m
Support spacing 4.0 m	0.65 kN/m
Support spacing 4.5 m	0.55 kN/m
Support spacing 5.0 m	0.5 kN/m
Support spacing 6.0 m	0.15 kN/m



### Load diagram, cable ladder, type LG 110 VS

- 1 Permitted cable tray/ladder load in kN/m without man load
- 2 Support width in m
- 3 Rail bend in mm at permitted kN/m
- 4 Load scheme during testing
- Load curve with cable tray/ladder width in mm
- Strut bend curve according to support width